

How to use Career Support Network System for International Students in Japan (Asia Jinzai Network)



International Students Support Network

1. What is Career Support Network System for International Students in Japan?

1.1 About Career Support Network System for Foreign Students in Japan

“Career Support Network for International Students in Japan” is a system to enhance support for foreign student on their job hunting. Is only provided for university member with an official approval.

Those who wants to get a job in Japan, this system will show you about Japanese way of job-hunting and how to prepare for it. You can learn from the web within 24 hours.

Also, we provide information about job openings which company is eager to hire international student and guidance, seminar, combined information sessions and so on.

1.2 Support for foreign student's job hunting

1. Manual and job hunting knowledge. (About 50 movies are provided)
2. Test preparation. (e-learning) (About 200 questions for practice)
3. Business Japanese. (e-learning) (18 movies are provided)
4. Information of company information session for foreign student.
5. Information of combined information session.
6. Information of guidance and seminar for foreign student.
7. Information from university which you are attending.
8. Other information related to international student job-hunting.



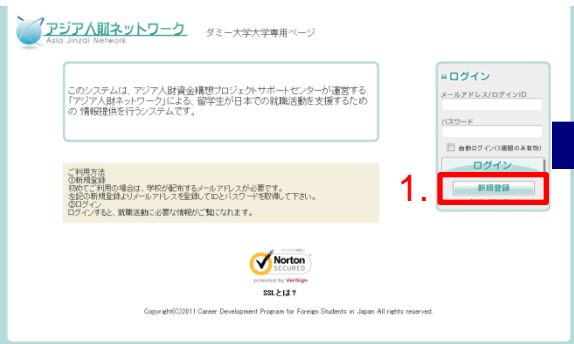
Available on Smartphone

2. How to entry the site

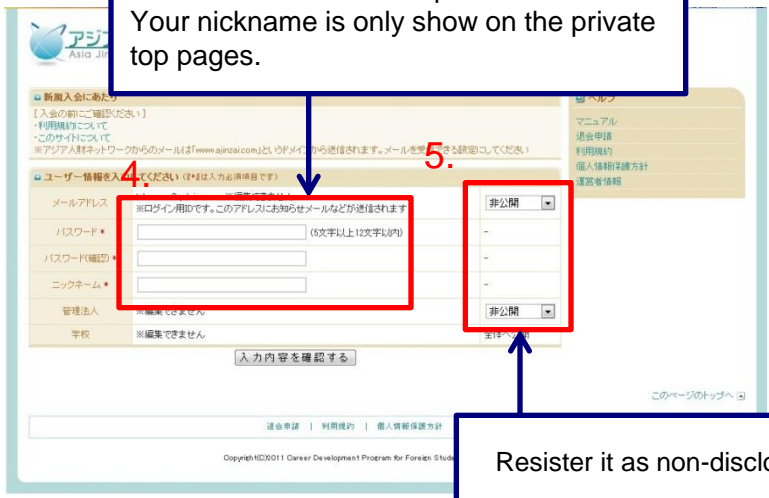
In order to use "Asia Jinzai Network", you have to follow the procedure to get an ID and password.

Type the e-mail address that you got from the university.

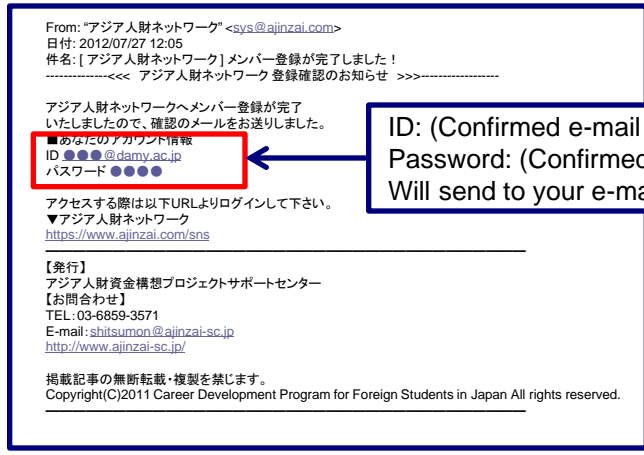
We will send you a confirmation. Please follow the URL.



Enter a nickname and a password. Your nickname is only show on the private top pages.



We will send your ID and password to your E-mail



3. About top page

On the top page, you will see new contents for each section.
 If you want to see English content of outline and preparation for job hunting, please check and click. **4** Study about Job hunting
 If your Japanese level is N3 of JLPT, you can also see content of **9** ビジネス日本語 (business Japanese)

The screenshot shows the website interface with the following numbered callouts:

- 1**: Points to the 'BOARD' section listing various notices and articles.
- 2**: Points to the 'LIBRARY' section, specifically the '自己分析' (Self-analysis) category.
- 3**: Points to the 'LIBRARY' section, specifically the '業界・企業研究' (Industry/Company Research) category.
- 4**: Points to the 'LIBRARY' section, specifically the 'Study about Job hunting' category.
- 5**: Points to the 'LIBRARY' section, specifically the 'エントリーシート・筆記試験対策' (Application Form/Written Test Preparation) category.
- 6**: Points to the 'LIBRARY' section, specifically the 'SPI問題集' (SPI Question Bank) category.
- 7**: Points to the 'LIBRARY' section, specifically the '採用情報・ガイダンス・企業説明会' (Recruitment Information/Guidance/Company Presentation) category.
- 8**: Points to the 'LIBRARY' section, specifically the '面接対策' (Interview Preparation) category.
- 9**: Points to the 'LIBRARY' section, specifically the 'ビジネス日本語' (Business Japanese) category.
- 10**: Points to the 'MY PAGE' button in the top navigation bar.

- 1** Outline and schedule of job hunting (JP)
You can learn outline and how to prepare for job hunting.
- 2** Self analyze (JP)
How to self analyze which require for writing application form.
- 3** Research company and industry (JP)
Information about various industry and company which matches you.
- 4** Study about job hunting. (English)
You can learn outline and what you should do for job hunting in Japan in English.
- 5** Preparation for application form and paper test (JP)
Basic information about application form and paper test.
- 6** Practice question for SPI (JP)
Efficient way to solve question which foreign student have hard time to resolve.
- 7** Information about recruit, guidance, and company information session (JP)
Recruit information especially for foreign student.
- 8** Preparation for interview (JP)
Basic information about interview and careful point which foreign student tend to miss or fail.
- 9** Business Japanese (JP for over level 3)
For studying business level Japanese which require while doing job hunting in Japan.
- 10** Research LIBRARY function
Research past content with LIBRARY function

4. How to see and browse the LIBRARY

The top page only shows new contents, so if you want to see past content, please follow the steps below.

1 When you click **LIBRARY** on top page, you can see all content in **LIBRARY**

2 Choose what type of content you want to see and click research button. If you want to see English content, choose *Study about Job hunting* from category bar.

3 Click title or *詳細を見る* on the web, you can find out about the detail of content

4 To watch movie files click the URL under **Click below to watch this video** (Available on Smartphone)

You can watch movie content



4

Chapter F3 Employment circumstances of foreign students who want to find career in Japan

3 What are the biggest challenges of job hunting?

- Hard to understand Japanese way of job hunting
- Not much information about job-hunting
- Hard part of employment test is
 - Application form
 - interview
 - paper test
- Travel expenses for Syu-katsu

Hard part about job hunting	Lower rate	Higher rate	Hard part about job hunting	Lower rate	Higher rate
Write entry sheet	79.0%	82.5%	Research industry and company	72.0%	58.9%
Paper test	75.0%	67.3%	Manage schedule	60.0%	54.9%
Individual interview	69.0%	72.4%	To do study and job hunting at the same time	58.0%	65.3%
Group interview	67.0%	59.9%	Analyze oneself	75.0%	67.3%
Group discussion	61.0%	58.8%			

© QUALITY OF LIFE, INC.
Research of Career Development Program for Foreign Students (March, 2012)

5.How to find a job information

To get job information from company

After understanding Japanese job hunting, let's check Japanese company's job information for foreign students

1 Job information

We also provide job information which hiring foreign students. To see job info, please click **1** , Then you can see the link with job information only provide for the foreign students uses this support network system.

On the job information page, you can see how many foreigner works and how many foreign student were hired. Also, this kind of information is not usually open. These are written for foreign students. So check condition of company and apply actively.

【Detail of each company's job information for foreign student】

- Overseas expansion (Planning)
- Where to work (In Japan or overseas or certain period of time in Japan)
- Hiring number of foreign student or both Japanese and foreign student
- Required skill which is language and what kind of person or ability the company seeks for
- How many foreigner works in Japan
- How many foreign students were hired in past 5 years

The screenshot shows the Asiga Jintai Network website interface. At the top, there is a navigation bar with 'MY PAGE', 'MY INFORMATION', and 'LOGOUT'. Below this is a 'BOARD' section with a list of recent posts. A 'LIBRARY' section follows, containing various resources like '就職活動概要・スケジュール' and '自己分析'. A prominent red box highlights a link labeled '2015年3月卒業者向け企業求人情報はこちら'. A large blue arrow points from this link to the 'Job information' section, which is marked with a '1' in a yellow box. This section features a '最新企業' (New Companies) list with logos for companies like 三菱マテリアル株式会社, SJJ, 日野システム株式会社, and 富士ゼロックス株式会社. Below the company list are filters for '求人特徴' (Job Features) and '募集地から探す' (Search by Location), which includes a map of Japan.